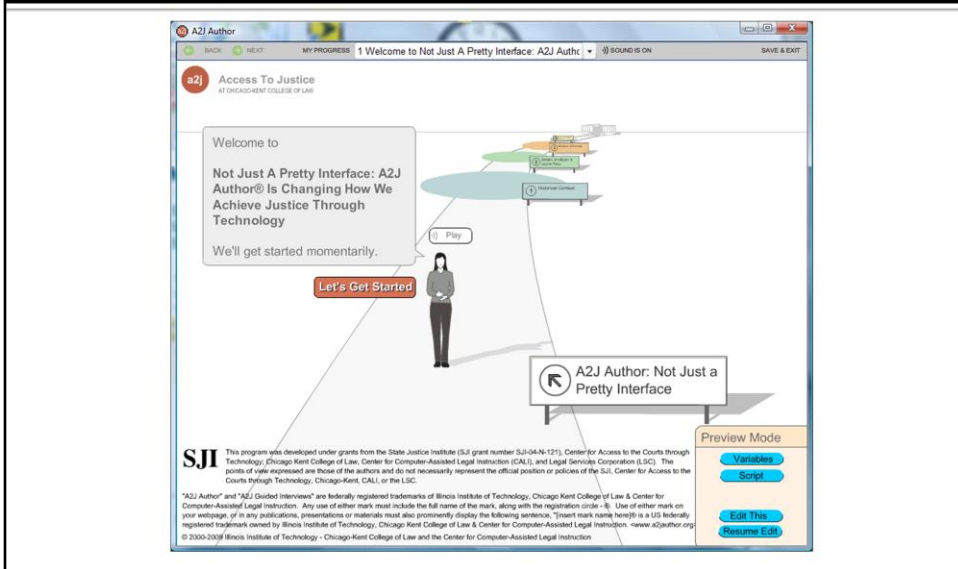


Not Just A Pretty Interface: A2J Author® Is Changing How We Achieve Justice Through Technology

Ronald W. Staudt
John Mayer
Eve Ricaurte
Rachel R. Medina

EQUAL JUSTICE CONFERENCE –
MAY 14-16, 2009

A2J Author®



Most of the presentation during the session held at EJC was facilitated using an A2J Guided Interviews® interface designed in A2J Author®.

A2J Author: Not just a pretty face!

Equal Justice Conference-2009

Ronald W. Staudt
Professor and Director,
Center for Access to Justice & Technology
Chicago-Kent College of Law



Center for Access to Justice & Technology



- **Curriculum:** Public Interest Certificate
- **Research:** Meeting the Needs of Self Represented Litigants w/ NCSC & Institute of Design
- **Access to Justice:**
 - A2J Author™ Project w/ CALI
 - Self Help Web Center w/Cook County Circuit Court & Clerk
 - A2J Author™ Student Editorial Board

5

*Find innovative ways to help solve these problems

- Use student involvement and student-created output to “make a difference”

*Growing convergence of law and technology, however, we sit on a more narrow path that intersect public interest as well

Technology & Predicting Transformative Change

A2J Author- A Surprising Success

Ronald W. Staudt
Professor and Director,
Center for Access to Justice & Technology
Chicago-Kent College of Law



Activity Nationwide: Partners & Statistics

States with A2J Guided Interviews

(according to NPADO server statistics thru 7/1/08)

21 States, U.S. Virgin Islands &
Ontario (Canada)

Alabama, Arizona, Arkansas, California, Idaho, Illinois, Kentucky,
Louisiana, Maryland, Massachusetts, Minnesota, Mississippi,
Montana, Nebraska, New York, Ohio, Oklahoma, Pennsylvania,
Texas, U.S. Virgin Islands, Vermont, Washington, Ontario
(Canada)

Registered Users of A2J Author 2.0

(per registration statistics thru 10/1/08)

33 States, D.C., Guam,
Ontario (Canada), N.S.W. (Australia)

Alabama, Arizona, Arkansas, California, Connecticut,
Washington, D.C., Florida, Georgia, Guam, Iowa, Idaho, Illinois,
Kansas, Kentucky, Louisiana, Maryland, Maine, Michigan,
Minnesota, Missouri, Montana, Nebraska, New York, North
Carolina, New Hampshire, New Mexico, N.S.W. (Australia), Ohio,
Oklahoma, Ontario (Canada), Oregon, Pennsylvania, Rhode
Island, South Carolina, Virginia, Vermont, Washington

1201 active A2J templates

75,906 A2J Interviews completed in 2008

Chicago-Kent College of Law / Student Editorial Board

Projects

Ventura County, California
(various interviews in process)
Illinois Legal Aid Online
(multiple interviews, either live or in
development)

E-Filing System Projects

U.S. District Courts,
Eastern Missouri
Manatee County Clerk of the Circuit
Court, Florida
(pilot project for the state of Florida)
Clerk of Kane County, Illinois

Case Management System Integration Projects

Iowa Legal Aid
Legal Aid of Western Ohio

Predicting Transformative Change

- Death of the Paper Casebook
 - Ron Staudt, 1994
- Death of the Bricks and Mortar Law School
 - Michael Froomkin, 1995
- Future of Law
 - Richard Susskind, 1996

Distance Learning Will Make Law Schools Obsolete

- Thirty years from now the big university campuses will be relics. Universities won't survive. It's as large a change as when we got the printed book!

Michael Fromkin, quoting Peter Drucker

<http://personal.law.miami.edu/~froomkin/articles/aals/sld039.htm>

Technology and The End of Lawyers?

“To cap it all, a number of disruptive legal technologies are emerging... which will directly challenge and sometimes even replace the traditional work of lawyers. For many lawyers, therefore, it looks as if the party may soon be over.”

The End of Lawyers?

Rethinking the Nature of Legal Services

By Richard Susskind 2008

We were usually wrong!

- ~~The End of Lawyers?~~
 - ~~Richard Susskind, 2008~~
- ~~Death of the Paper Casebook~~
 - ~~Ron Staudt, 1994~~
- ~~Death of the Bricks and Mortar Law School~~
 - ~~Michael Froomkin, 1995~~

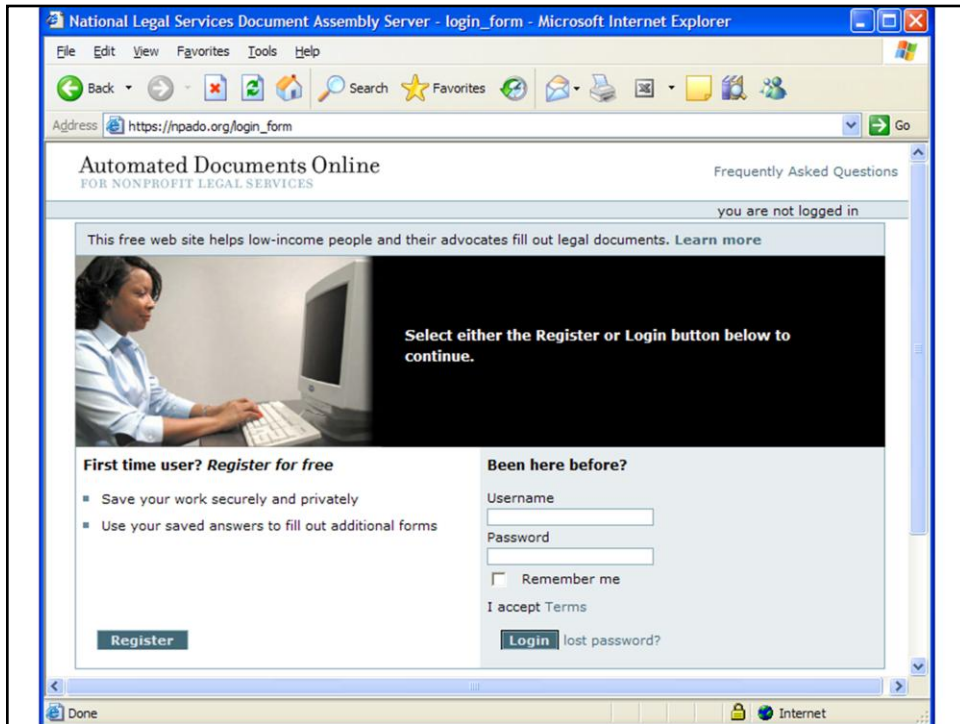
LSC- Technology Innovation Grants

- Statewide Web Sites
 - Internet Platforms for Transformation
- National Public Automated Document Server
 - Building a technical community of transformation agents
- A2J Author
 - A Surprising Success

The Statewide Websites, NPADO server, and A2J Author represent recent successes.



Here is a typical screen from the Illinois public facing statewide website.



This is the opening screed that a user/customer sees when clicking on a HotDocs or A2J Author link on one of the statewide legal aid websites. This screen is generated by the National Public Automated Documents Online server operated by ProBono.net.

Technology & Predicting Transformative Change

A2J Author- A Surprising Success

Ronald W. Staudt
Professor and Director,
Center for Access to Justice & Technology
Chicago-Kent College of Law



a2j Author™ *Collaboration!!*

Chicago-Kent College of Law
ILLINOIS INSTITUTE OF TECHNOLOGY

ALI

Center for Access to the Courts Through Technology

SJI STATE JUSTICE INSTITUTE

LSC

a2j The Center for Access to Justice & Technology
AT CHICAGO-KENT COLLEGE OF LAW

16

Extensive collaboration with key partners was a factor in the initial success of A2J Author®.

Meeting the Needs of Self Represented Litigants: A Consumer Based Approach

- **Identify the major barriers to access to justice by litigants without lawyers**

- Ethnographic research in 5 courts, California, Delaware, Colorado & Illinois

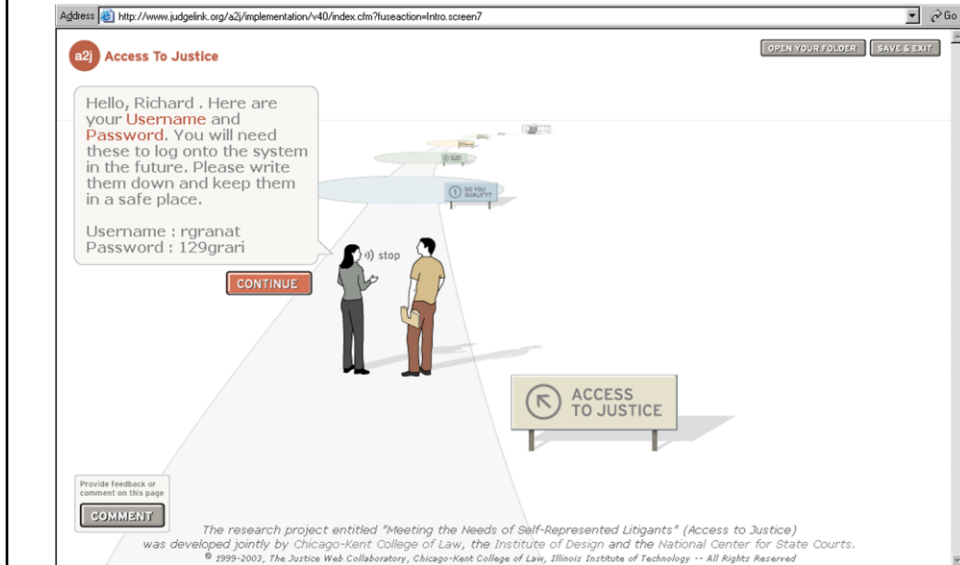
- **Employ the latest in system design methodology to redesign the process**

- Design Factors, Function Structure, Information Structure, Solution Elements, System Structure



Another factor of success was the intense study of self-represented litigants and study results upon which the design of the A2J Author® interface was based.


The Prototype: Joint Simplified Dissolution of Marriage



The study results lead the project team to an initial prototype of a web interface to be used by self-represented litigants in connection with HotDocs document assembly.

Meeting the Needs of Self-Represented Litigants: A Consumer Based Approach

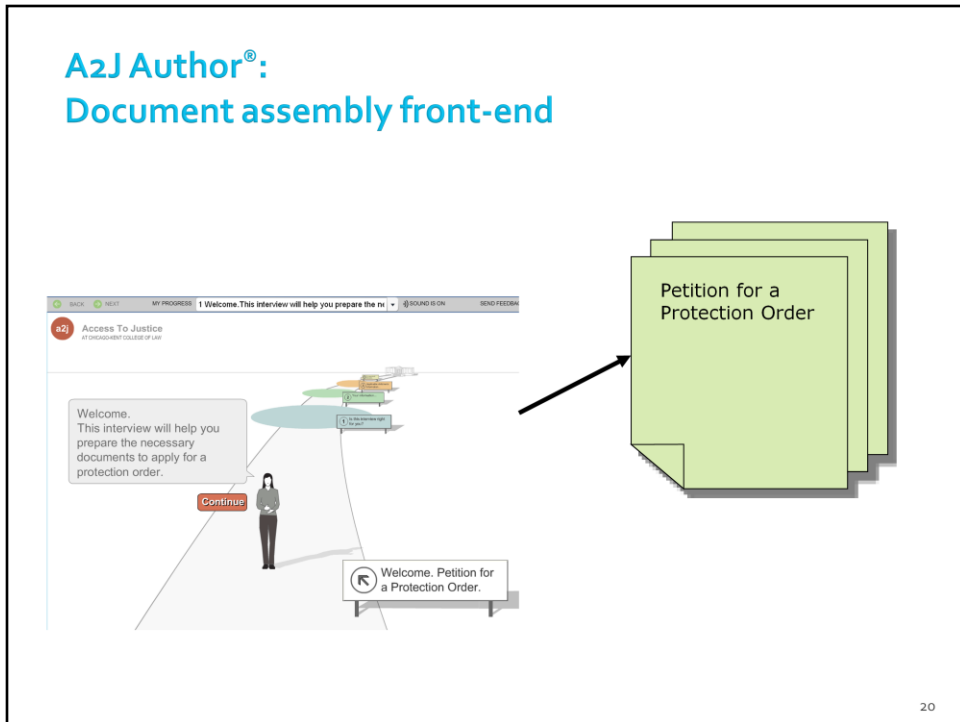
- Prototype Lessons Learned:
 - The Interface works!
 - Custom development requires expensive technical expertise

■ Solution →  a2j Author™

19

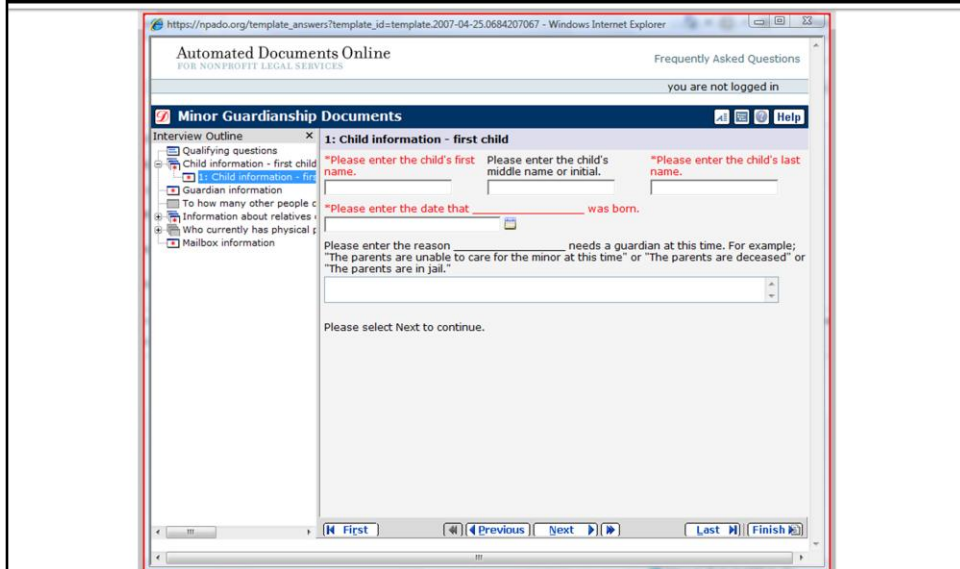
The prototype taught the team that a system would have to be designed to make it easy for non-technical folks to design these specialized interfaces for document assembly. The result? An authoring system – A2J Author®.

A2J Author®: Document assembly front-end



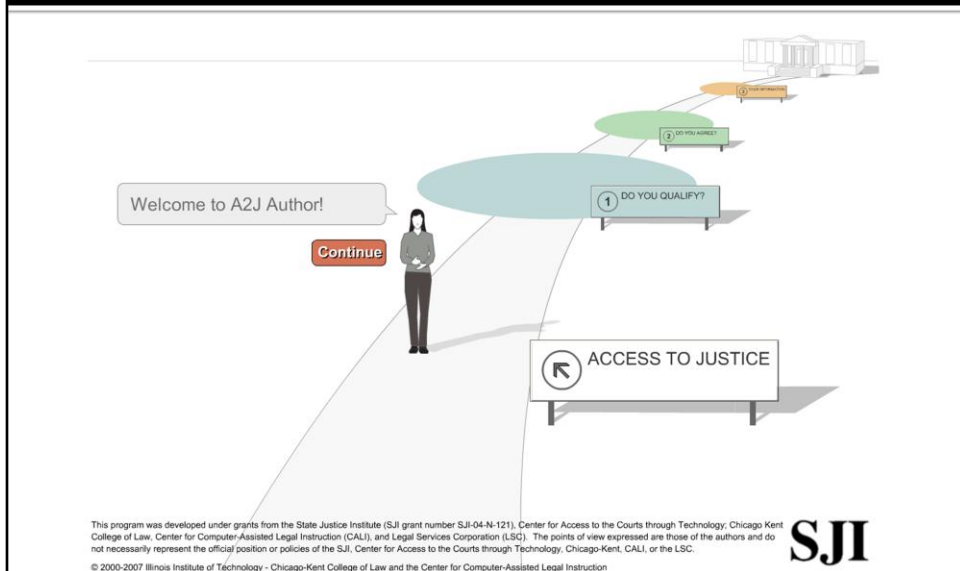
The initial target of A2J Author was to build Guided Interviews that serve as a substitute for the interviews automatically generated by HotDocs.

The HotDocs End-User Interface

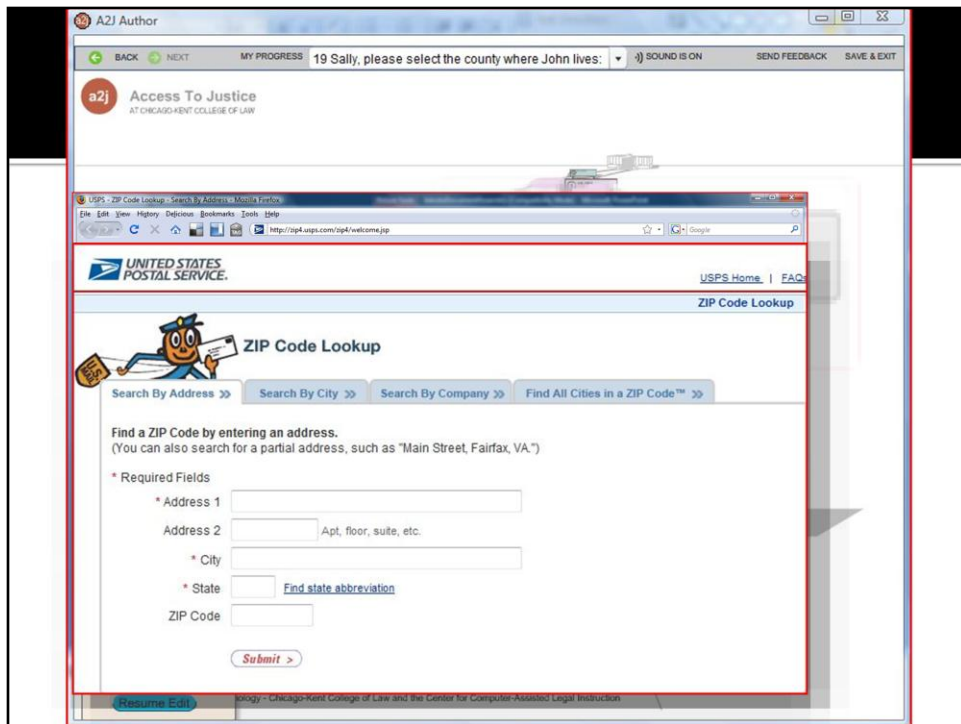


HotDocs end-user interface. Plain and form-looking interface is characterized by an index of questions on the left and related questions and text boxes where information can be entered on the right. Perhaps not the most intuitive interface for non-tech savvy members of the public that may be needing the assistance of such forms. But it does the job and is fairly straightforward for advocates to use, who are comfortable with just filling in blanks with little to no additional instruction.

A2J Author® Pro Se Interface



A2J Author® on the other hand has a very friendly interface which was developed with usability testing for the specific purpose of addressing the needs of self-represented litigants.



A2J Author also has the ability to create hyperlinks to external URLs so that SRLs can be re-directed, albeit temporarily, to resources that will aid them in completing the interview questions or provide further explanation on the relevant topic.

A2J Author®: Website Guide

**What's the next step?
Where do I go?
Who do I need to contact?**

Welcome to the Illinois Legal Aid Online Debt Collection Guide. This guide can help you figure out where in the process of collection you are, and what steps you should take to move forward. Anytime you see bold type, you can click on the word or phrase for a definition or further information.

Please enter your first name and gender to get started:

First Name:

Gender: Male Female

[Continue](#)

Access To Justice
Access to Justice
Access to Justice
Access to Justice

1 [To your debt collection case](#)

R [Your information](#)

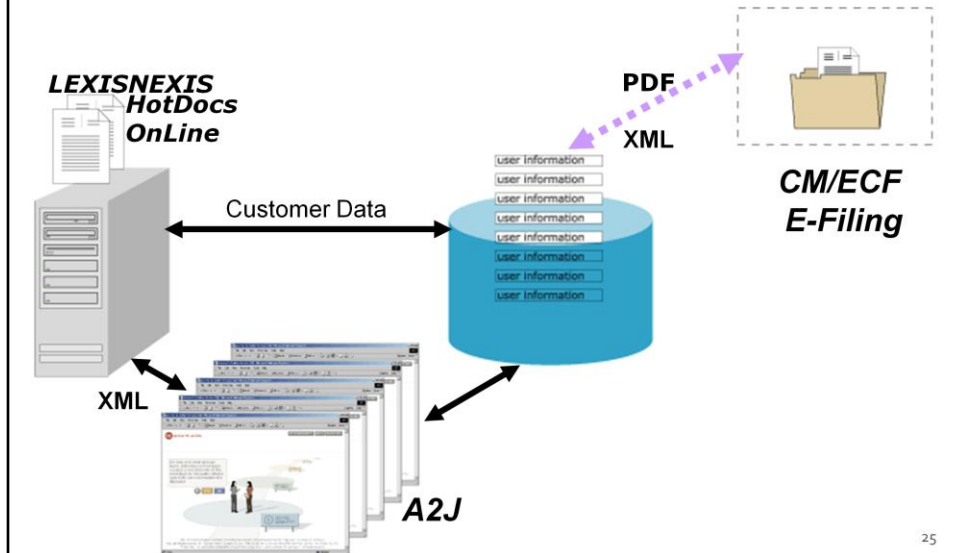
This program was developed under grant from the State Justice Institute (SJI) grant number 03-03-0011, Center for Access to the Courts through Technology, Chicago-Kent College of Law, Center for Computer-Assisted Legal Research (CALR), an Illinois Supreme Court Center (ISC3). The photo of the courtroom was created by the authors and is not necessarily intended to depict practice or procedure at the SJI. Center for Access to the Courts through Technology, Chicago-Kent College of Law, and ISC3.
© 2009 SJI. All rights reserved. Chicago-Kent College of Law and the Center for Computer-Assisted Legal Research.

SJI

24

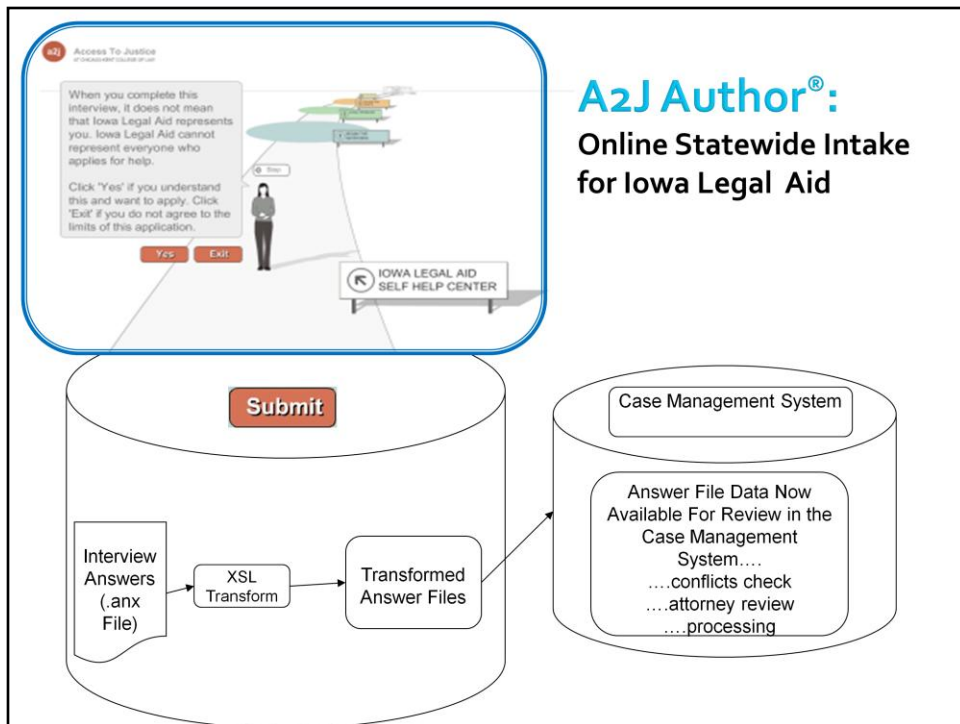
The uses of A2J Guided Interviews® has grown. The unique features of the software make it appropriate for use in other scenarios where a document is not the object of the process, e.g., a website guide which directs someone to the “next step” in a process such as debt collection.

A2J Author[®]: E-Filing Public Interface—US Dist. Court



25

A2J Author[®] may also be used in an e-filing scenario. The U.S. District Courts have explored this idea. While it has not yet been implemented among the federal courts, state courts are now exploring e-filing as well. State courts in Florida and Vermont are launching e-filing projects in the near future.

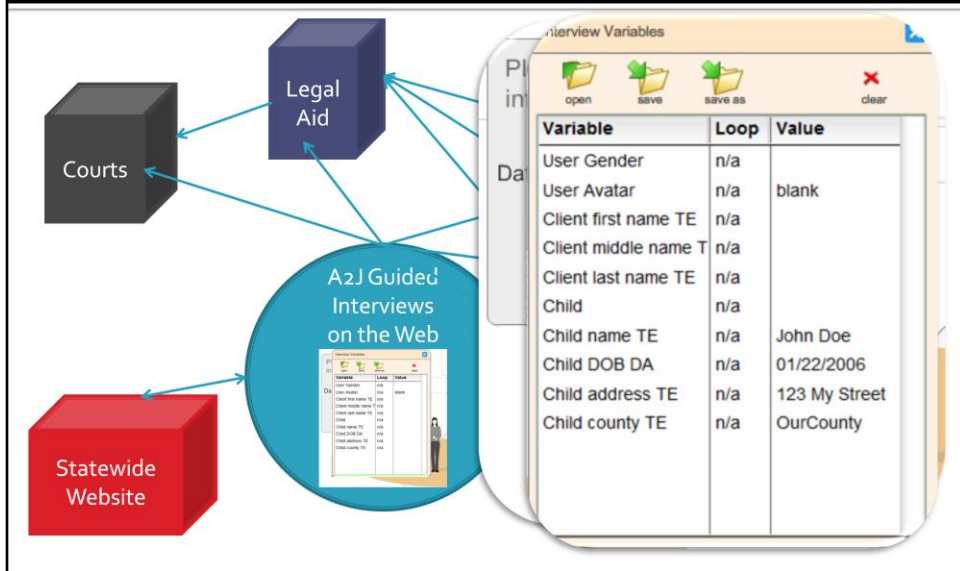


The friendly interface can also be used as an online intake device to facilitate remote intake. Legal aid programs in Iowa and Ohio are currently working on projects to implement A2J Guided Interviews[®] for this purpose.

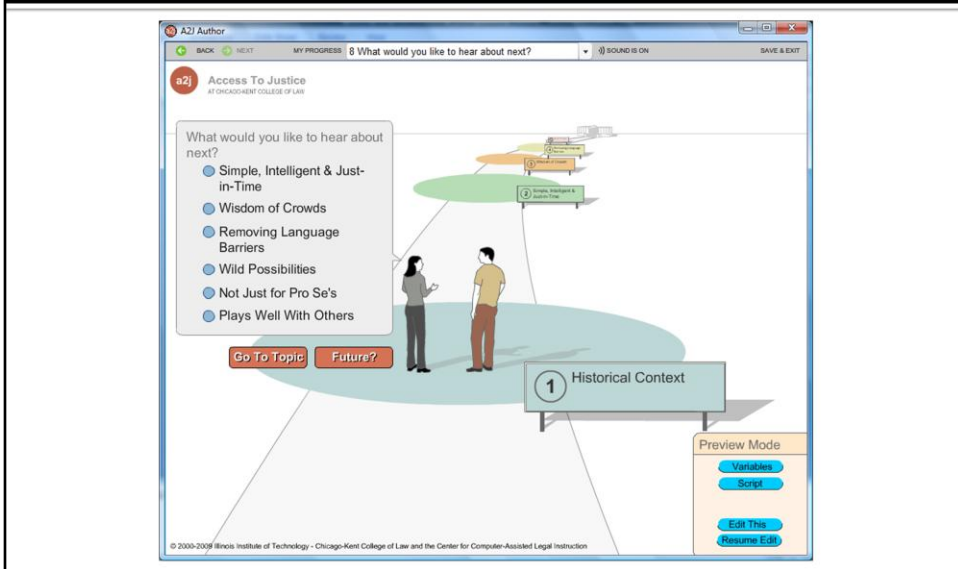
A2J Author Data Sharing: Pointing to Transformation?

- Linking interviews could facilitate customer based coordination across systems of justice
 - Legal Aid Agencies
 - Courts
 - Criminal Defense- public defender
 - Administrative Agencies
 - The new frontier!

A2J Author: A Web Portal for Justice

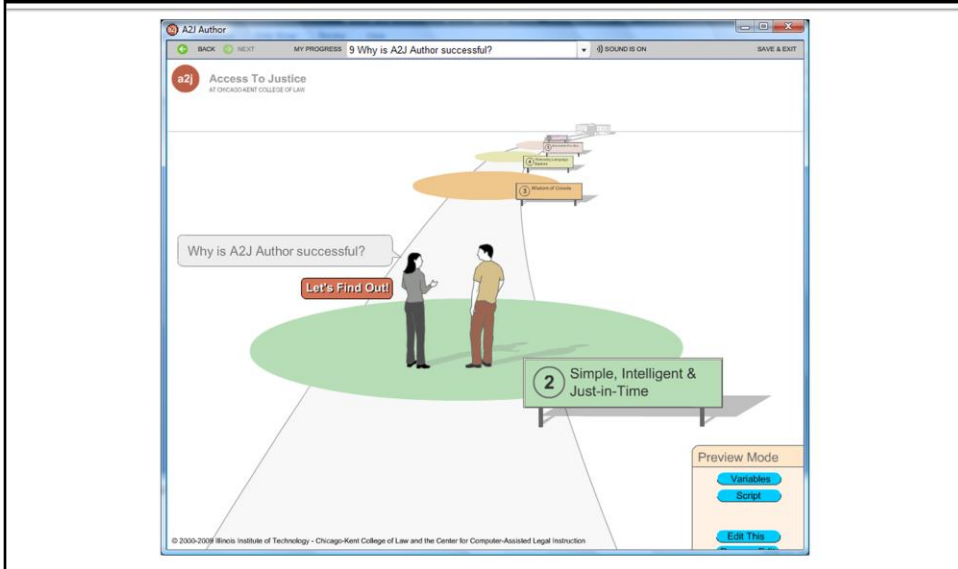


The Success Factors

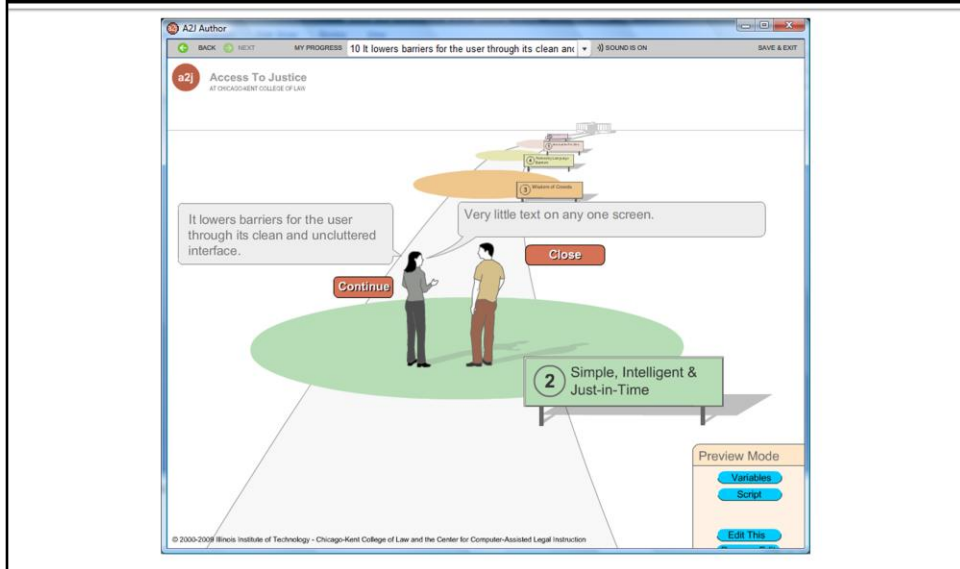


A number of other success factors were discussed with the attendees at the conference and demonstrated through A2J Author®.

Simple, Intelligent & Just-in-Time

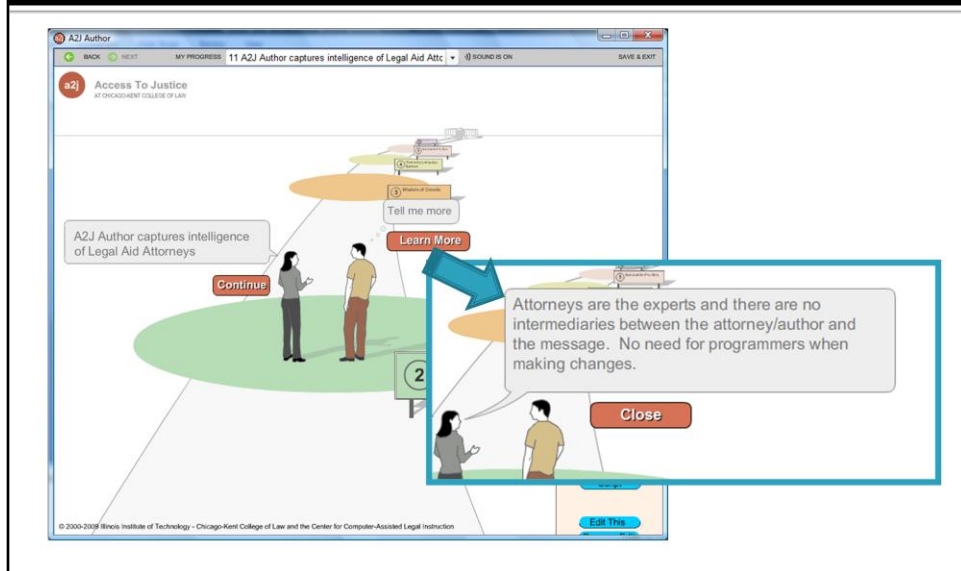


Simple, Intelligent & Just-in-Time



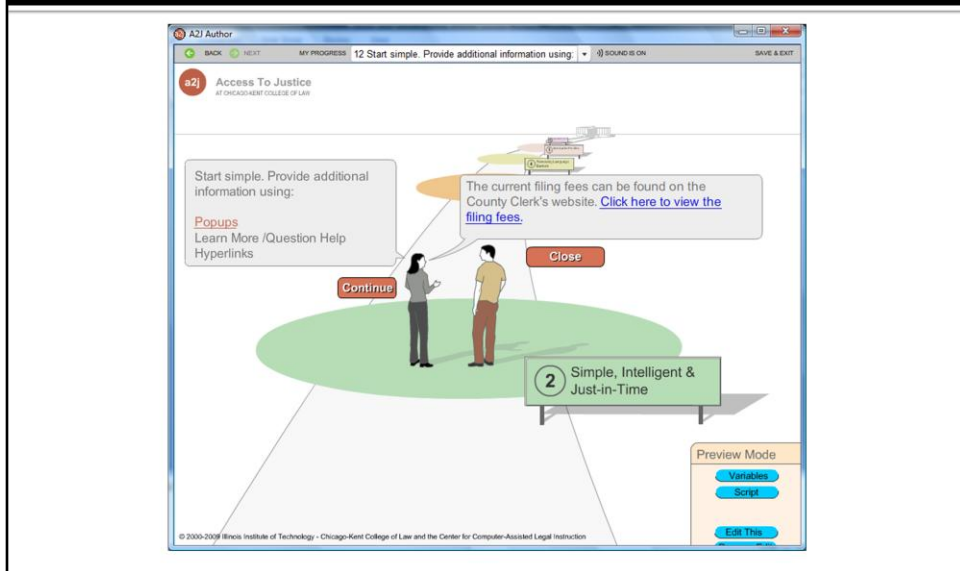
It is entirely appropriate that A2J Author was birthed at the Illinois Institute of Technology where Ludwig Mies van der Rohe taught. He is credited with the “less is more” theme of architecture which entirely applies to the design of A2J Author. Web pages and court forms are too busy, cluttered and confusing. A2J Author breaks down complex processes into simple steps.

Simple, Intelligent & Just-in-Time



There are ways to get more information within A2J Author – “Learn More” is for very small amounts of additional information. Larger amounts of information are assumed to be external to A2J Author Guided Interviews. The idea is that authors should not recreate everything inside A2J Author, but should link to what exists on the web already. .

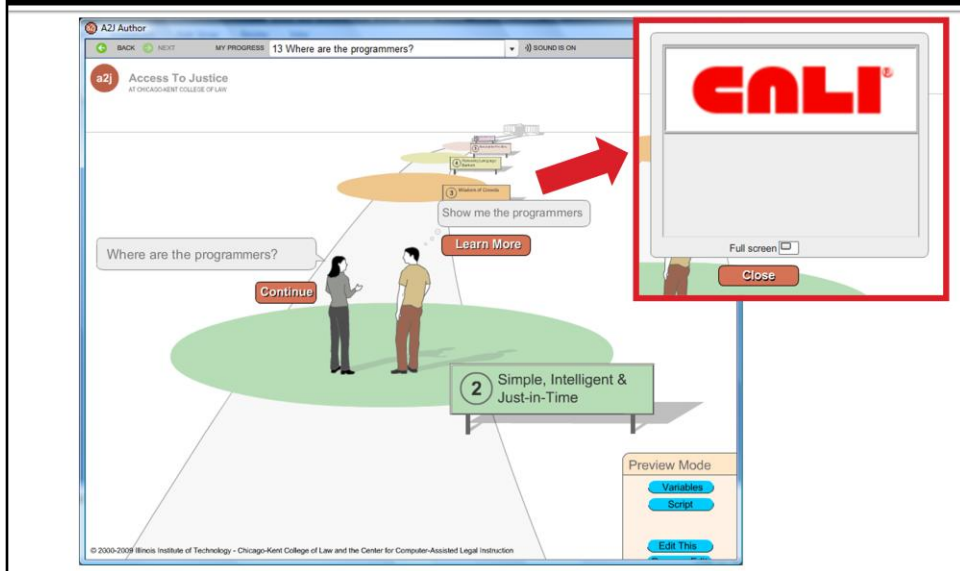
Simple, Intelligent & Just-in-Time



A2J Author 2.0 has 3 just-in-time learning features: popups, question help, and hyperlinks.

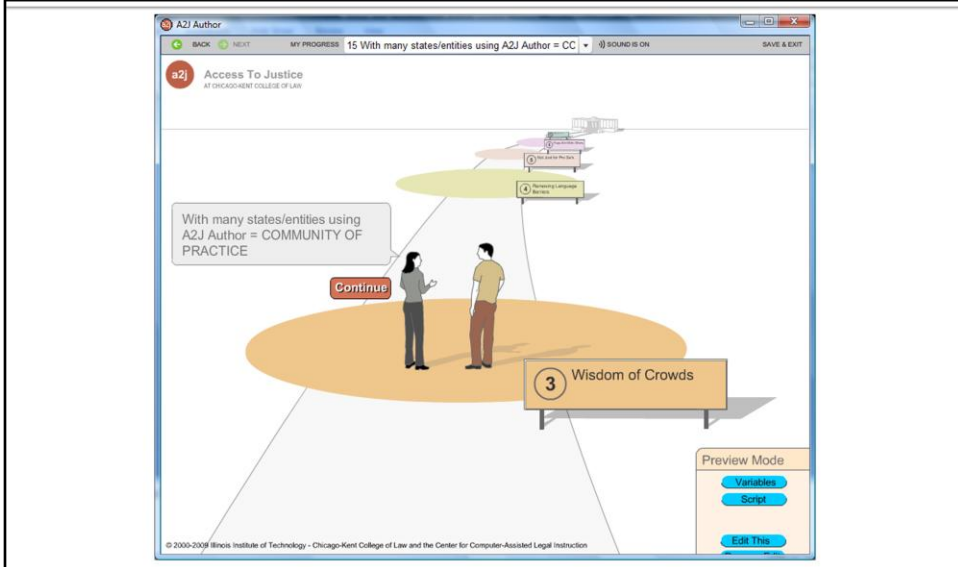
Version 3.0, due to be released in 2009, will improve upon these features by enabling question help (which appears first as a question bubble and then a speech bubble above the avatar's head on the right) with graphics and video.

Simple, Intelligent & Just-in-Time



The Center for Computer-Assisted Legal Instruction aka CALI is a nonprofit consortium of 210 US law schools. CALI does research and development in legal education and technology. CALI staff designed and programmed A2J Author and continues to support the software. Contact CALI via it's Executive Director, John Mayer at jmayer@cali.org.

Wisdom of Crowds



The community of people who author A2J Author are a valuable resource of information and ideas about how to best use A2J Author. They hang out on the document assembly discussion list and at a2jauthor.org.

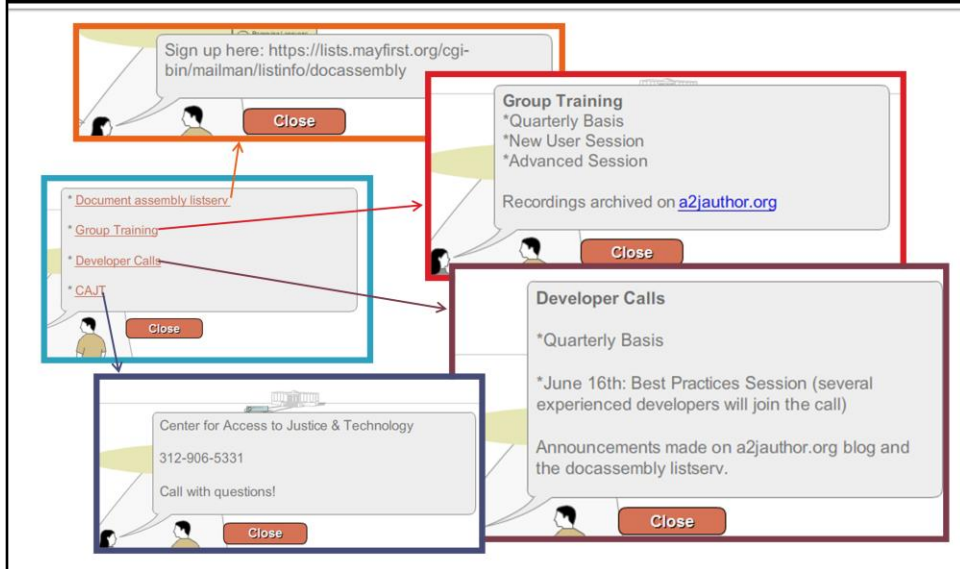
Wisdom of Crowds

The screenshot displays the A2J Author web application interface. At the top, the browser title is "A2J Author" and the page header includes "Access To Justice AT CHICAGO-KENT COLLEGE OF LAW". The main content area features a 3D-style scene with two avatars on a platform. A speech bubble from the avatars says, "Document assembly community has spawned a unique expert community in A2J Author." Below them is a "Continue" button. A signpost labeled "3 Wisdom of Crowds" points towards a "Learn More" button. A large blue arrow points from the "Learn More" button to a pop-up window. This window contains a list of resources:

- * [Document assembly listserv](#)
- * [Group Training](#)
- * [Developer Calls](#)
- * [CAJT](#)

A "Close" button is located at the bottom right of the pop-up window. In the bottom right corner of the application, there is a "Preview Mode" section with buttons for "Variables", "Script", and "Edit This". At the very bottom of the page, a copyright notice reads: "© 2000-2009 Illinois Institute of Technology - Chicago-Kent College of Law and the Center for Computer-Assisted Legal Instruction".

Wisdom of Crowds



Removing Language Barriers

The screenshot displays the A2J Author software interface. At the top, the window title is "A2J Author" and the progress bar shows "18 Questions in other languages can be programmed". The main content area features a 3D scene with a path leading through several question nodes. A text box on the left contains the following text:

Questions in other languages can be programmed into A2J, and audio recordings added.

Let's see some English questions followed by the same information in other languages.

Below the text box is a red "Continue" button. The path starts at a yellow circle labeled "4 Removing Language Barriers" and leads to a pink circle labeled "5 Not Just for Pro Se's". A "Preview Mode" panel is visible in the bottom right corner, containing buttons for "Variables", "Script", and "Edit This".

© 2000-2009 Illinois Institute of Technology - Chicago-Kent College of Law and the Center for Computer-Assisted Legal Instruction

Removing Language Barriers

The screenshot displays the A2J Author software interface. At the top, the title bar reads "A2J Author" and "MY PROGRESS: 19 Tell me how we can help you today:". Below the title bar, the interface shows "Access To Justice" at CHICAGO-KENT COLLEGE OF LAW. A central dialog box asks "Tell me how we can help you today:" and lists five options: "I need to find a courtroom", "I need to file documents", "I want to pick up court forms", "I have a mediation", and "I want to talk to a judge". A "Continue" button is positioned below the list. To the right, a navigation path leads to a slide titled "4 Removing Language Barriers". Below this slide, a "Preview Mode" panel contains buttons for "Variables", "Script", "Edit This", and "Resume Edit". The bottom of the window features a copyright notice: "© 2000-2009 Binus Institute of Technology - Chicago-Kent College of Law and the Center for Computer-Assisted Legal Instruction".

Removing Language Barriers

The screenshot displays the A2J Author software interface. At the top, the window title is "A2J Author" and the progress bar shows "20 Kažite mi kako Vam danas mogu pomoći:". The main content area features a flowchart with a central illustration of a woman and a man talking. A callout box on the left contains the text "Kažite mi kako Vam danas mogu pomoći:" followed by a list of radio button options:

- Ja trebam naci sudnicu
- Ja trebam podnijeti dokumente
- Ja elim uzeti sudske obrazisce
- Ja imam postupak mirenja (mediation)
- Ja elim razgovarati sa sudcem

A red button labeled "Dalje" is positioned below the list. The flowchart path leads to a yellow box labeled "4 Removing Language Barriers". Further down the path is a pink box labeled "5 Not Just for Pro Se's". A "Preview Mode" panel on the right contains buttons for "Variables", "Script", "Edit This", and "Resume Edit". The footer text reads "© 2000-2009 Illinois Institute of Technology - Chicago-Kent College of Law and the Center for Computer-Assisted Legal Instruction".

Removing Language Barriers

The screenshot displays the A2J Author software interface. At the top, the title bar reads "A2J Author" and the progress indicator shows "21 ¿Como podemos ayudarle hoy?". The main content area features a question in Spanish: "¿Como podemos ayudarle hoy?" followed by a list of options: "Necesito localizar una sala del tribunal", "Tengo que entablar unos documentos", "Quiero conseguir unos formularios del tribunal", "Tengo una mediación", and "Quiero hablar con un juez". A "Proximo" button is visible below the list. A large blue arrow points to a "Stop" button, with a callout box labeled "4 Removing Language Barriers". Another callout box labeled "5 Not Just for Pro Se's" points to a "Not Just for Pro Se's" button. A "Preview Mode" panel on the right contains buttons for "Variables", "Script", "Edit This", and "Resume Edit". A large, stylized blue text overlay reads "Facilitate with Language Specific Audio Here". The footer contains the copyright notice: "© 2000-2009 Illinois Institute of Technology - Chicago-Kent College of Law and the Center for Computer-Assisted Legal Instruction".

Removing Language Barriers

The screenshot displays the A2J Author software interface. At the top, the title bar reads "A2J Author" and the progress bar shows "MY PROGRESS: 22 Tell me how we can help you today". The main content area features a red circular icon with "a2j" and the text "Access To Justice AT CHICAGO-KENT COLLEGE OF LAW". Below this, a grey box contains the prompt "Tell me how we can help you today:" followed by a list of six radio button options: "I want to apply for help", "I have an appointment with an attorney", "I want to pick up court forms", "I want to talk to an attorney.", "I don't have an appointment.", and "I want to volunteer.". A "Continue" button is positioned below the list. To the right, a yellow box labeled "4 Removing Language Barriers" is visible, along with a "5 Not Just for Pro Se's" box. A "Preview Mode" panel on the right includes buttons for "Variables", "Script", "Edit This", and "Resume Edit". The bottom of the window contains the copyright notice: "© 2000-2009 Illinois Institute of Technology - Chicago-Kent College of Law and the Center for Computer-Assisted Legal Instruction".

Removing Language Barriers

The screenshot shows the A21 Author interface. At the top, the title bar reads 'A21 Author' and the window title is '23 Kažite mi kako Vam danas mogu pomoci:'. Below the title bar, there are navigation buttons: 'BACK', 'NEXT', 'MY PROGRESS', 'SOUND IS ON', and 'SAVE & EXIT'. The main content area features a lesson titled 'Access To Justice' with the subtitle 'AT PROGRESS COLLEGE OF LAW'. A text box contains the question 'Kažite mi kako Vam danas mogu pomoci:' followed by five radio button options:

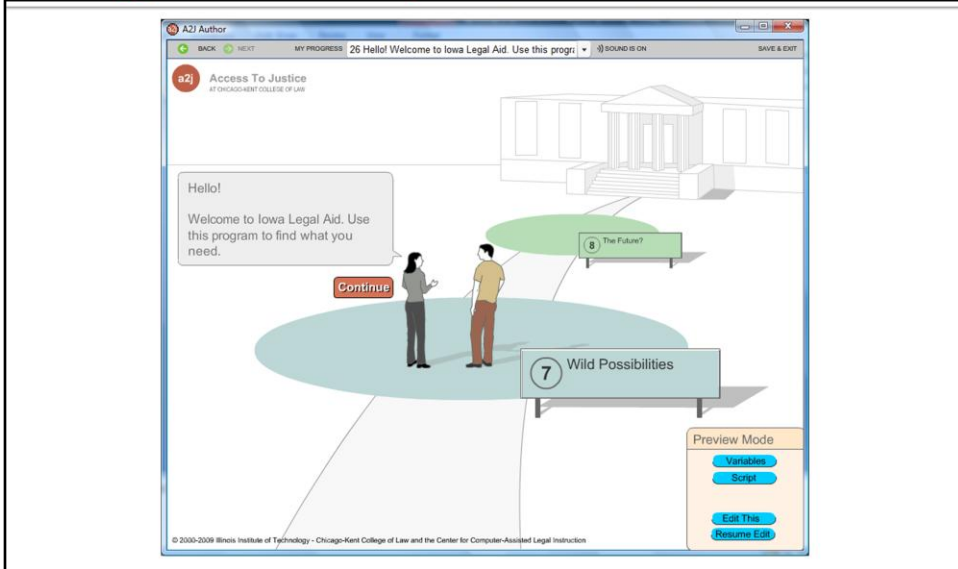
- Ja elim ispuniti molbu za pomoc
- Ja imam termin sa advokatom
- Ja elim uzeti sudske obrasce
- Ja elim razgovarati sa advokatom. Ja nemam termin.
- Ja elim volutirati.

Below the list is a red button labeled 'Dalje'. To the right, a diagram shows a path leading to a box labeled '4 Removing Language Barriers' and another box labeled '5 Not Just for Pro Se's'. A 'Preview Mode' panel on the right contains buttons for 'Variables', 'Script', 'Edit This', and 'Resume Edit'. At the bottom left, the copyright notice reads: '© 2005-2009 Illinois Institute of Technology - Chicago-Kent College of Law and the Center for Computer-Assisted Legal Instruction'.

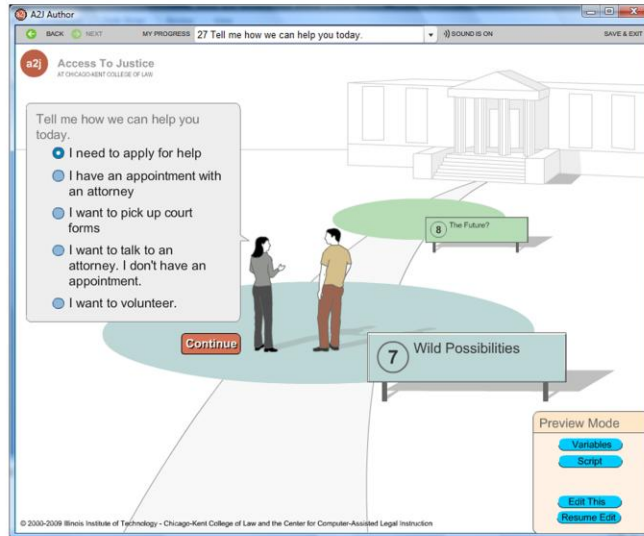
Wild Possibilities

- Other possibilities exist for A2J Author®
- Any data gathering process facing the public has potential for being made more efficient through A2J Guided Interviews®
- We'll explore two possibilities:
 - Legal Aid Reception Kiosk
 - Court Lobby Kiosk

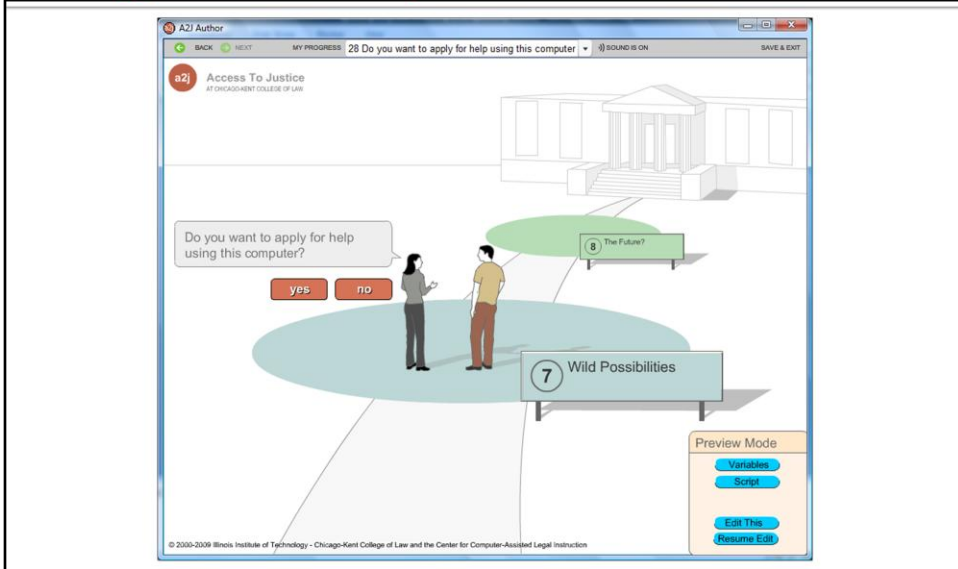
Wild Possibilities: Legal Aid Reception Kiosk



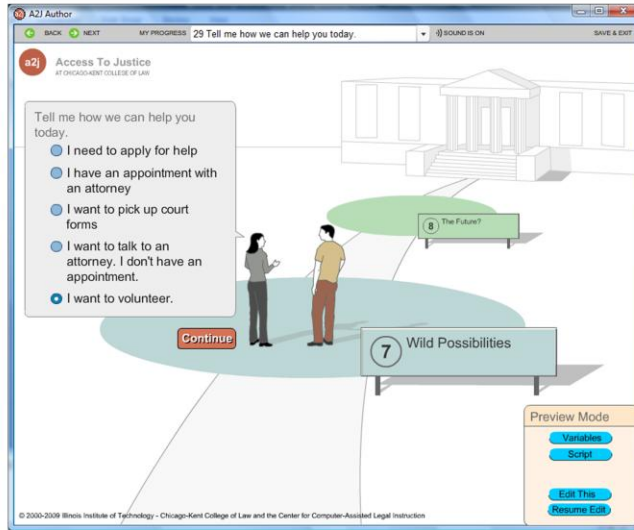
Wild Possibilities: Legal Aid ReceptionKiosk



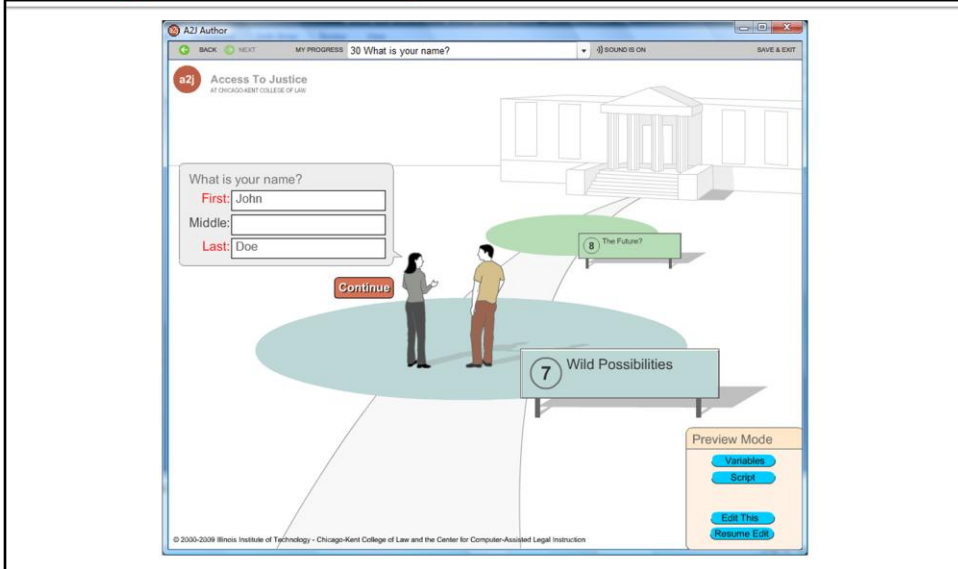
Wild Possibilities: Legal Aid Reception Kiosk



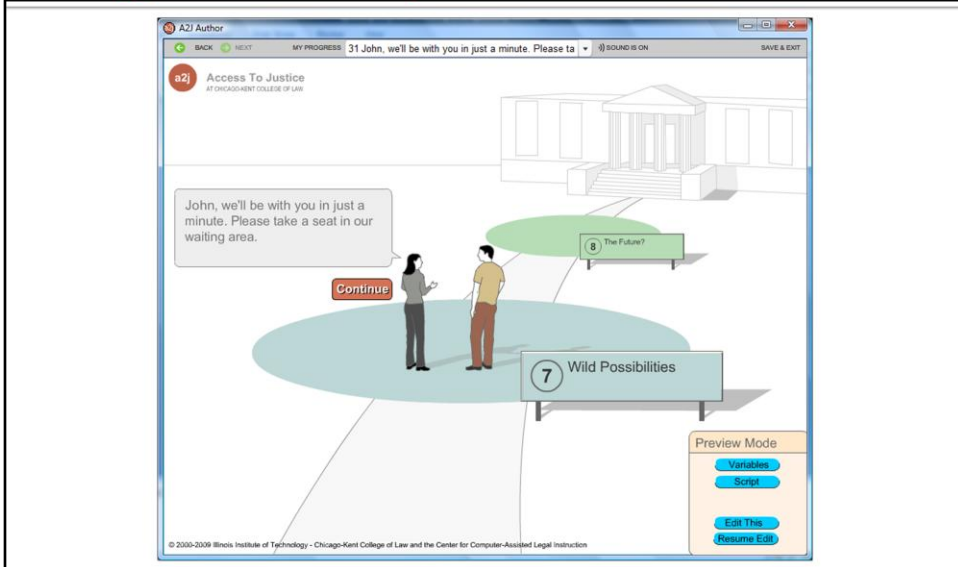
Wild Possibilities: Legal Aid Reception Kiosk



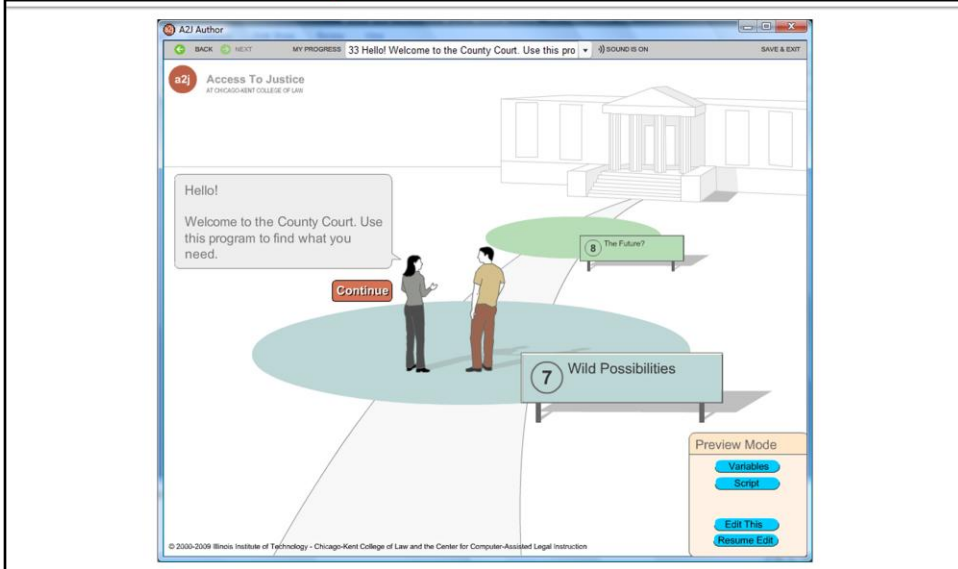
Wild Possibilities: Legal Aid Reception Kiosk



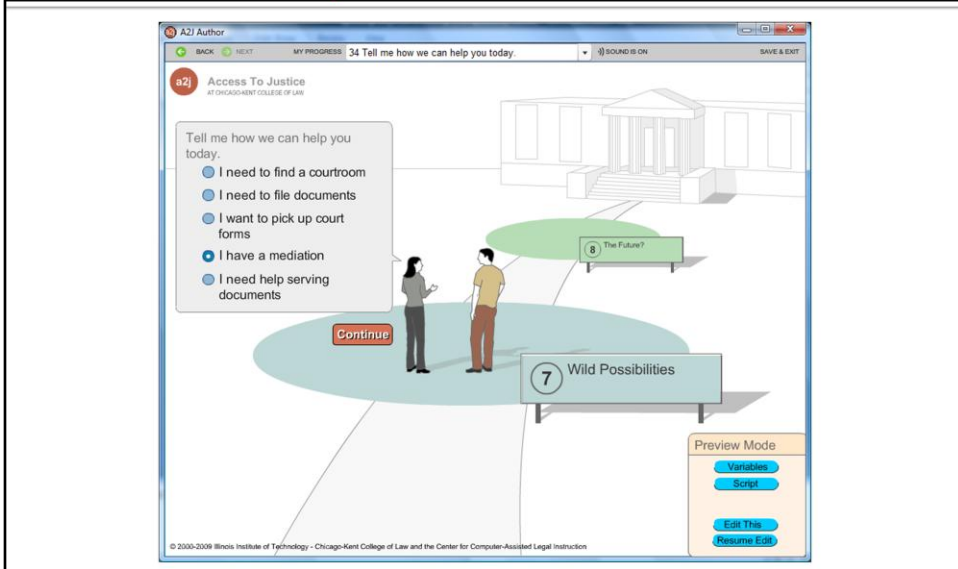
Wild Possibilities: Legal Aid Reception Kiosk



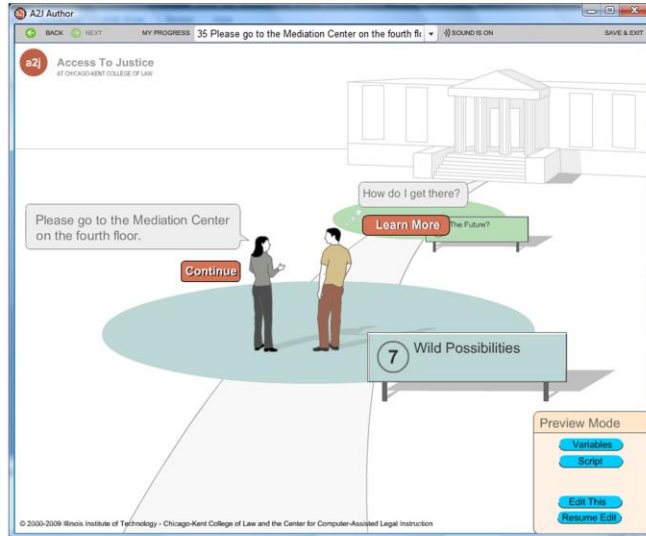
Wild Possibilities: Court Lobby Kiosk



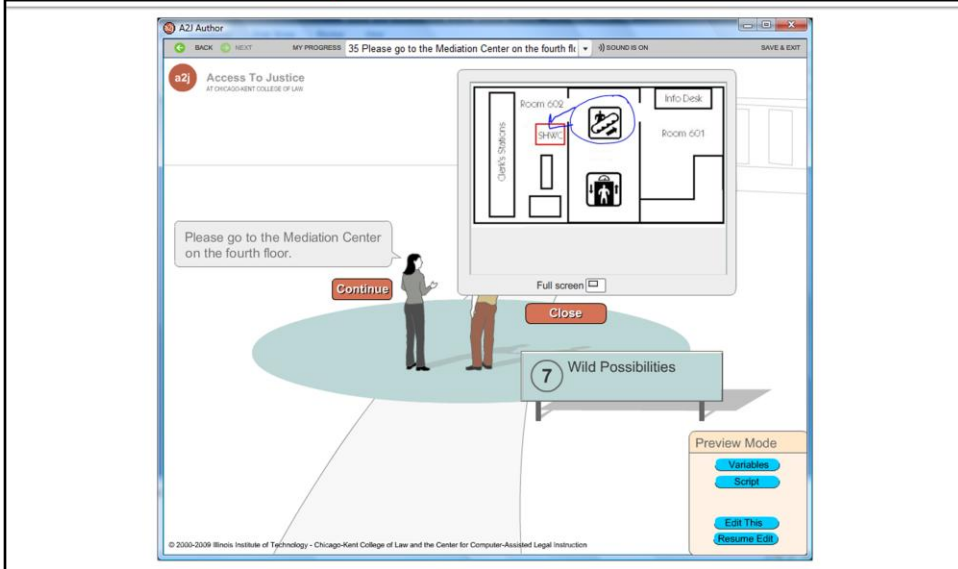
Wild Possibilities: Court Lobby Kiosk



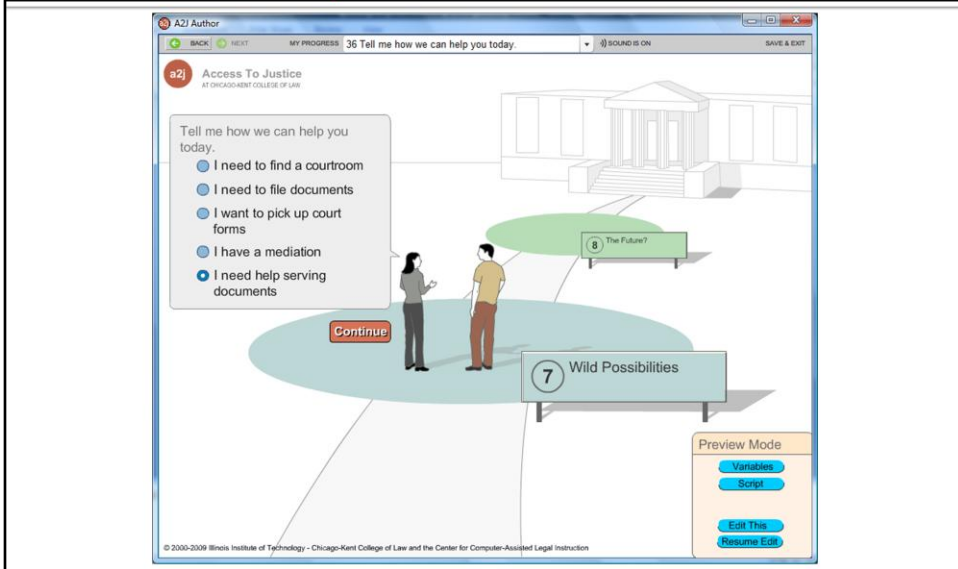
Wild Possibilities: Court Lobby Kiosk



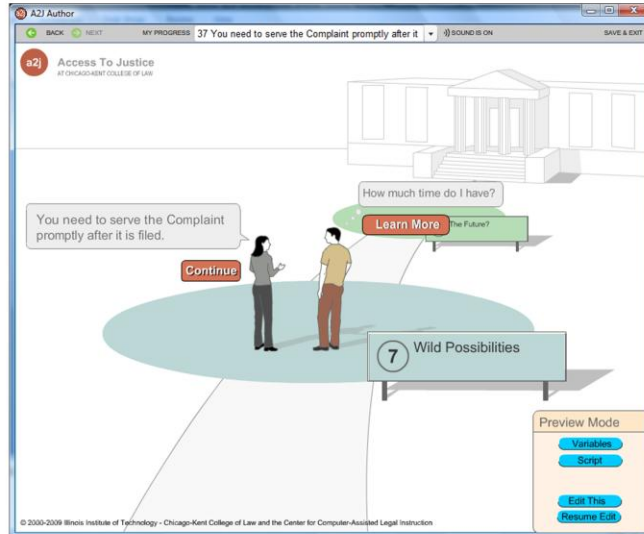
Wild Possibilities: Court Lobby Kiosk



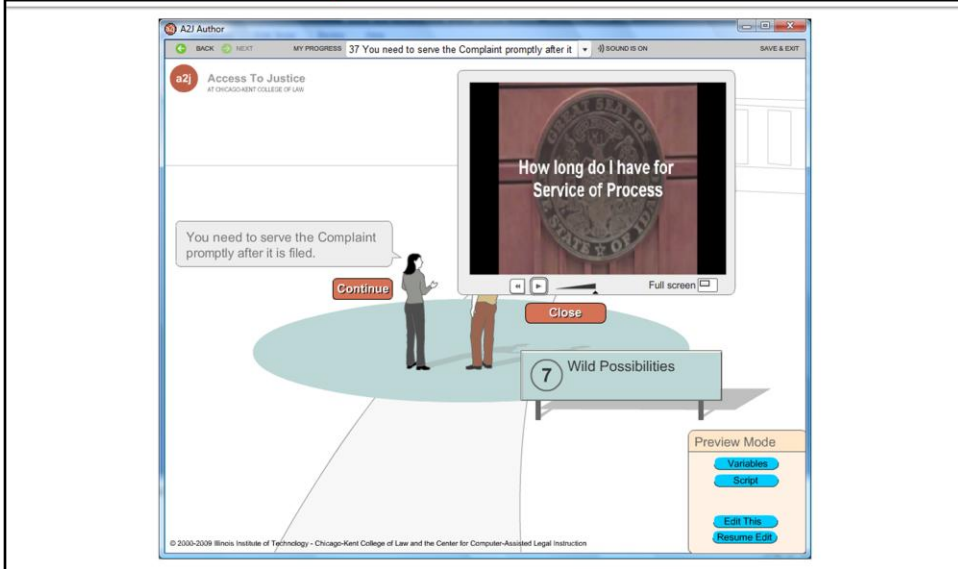
Wild Possibilities: Court Lobby Kiosk



Wild Possibilities: Court Lobby Kiosk

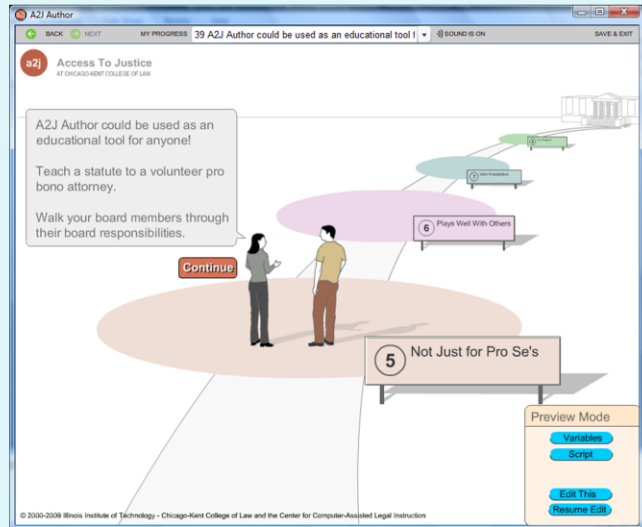


Wild Possibilities: Court Lobby Kiosk



Not Just For Pro Se's

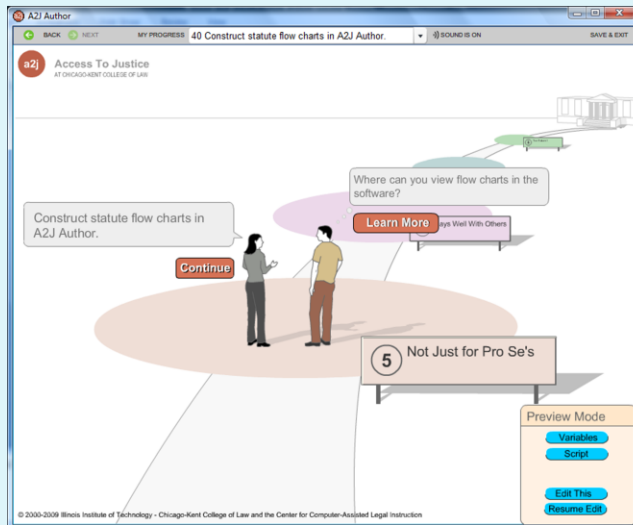
A2J Author can be used for a variety of training or tutorial needs.



Not Just For Pro Se's

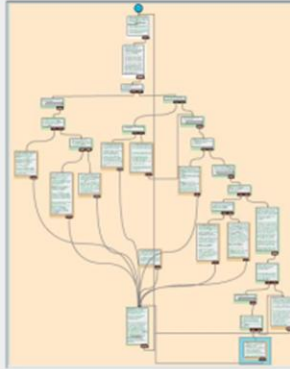
One unique feature of A2J Author is the ability to create flowcharts on the back-end.

These flow charts typically used to simply provide the author with a visual "map" of what they have programmed, may also be printed up and used for reference.



Not Just For Pro Se's

Example Flowchart.

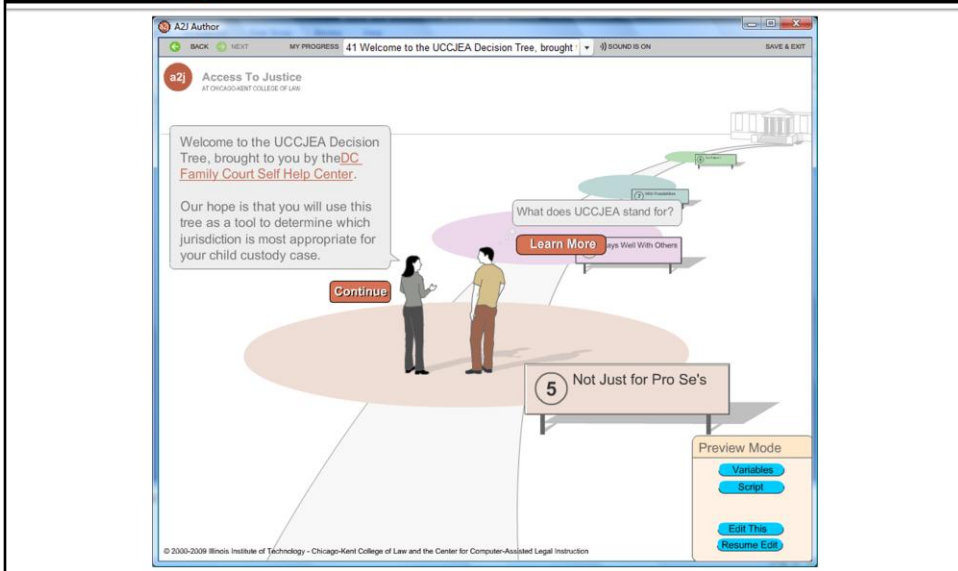


Full screen

A2J Guided Interview for UCCJEA

All interviews have a flowchart view which can be viewed by authors and printed out.

Not Just For Pro Se's: Example Statute Tutorial



The screenshots shown for the “UCCJEA Decision Tree” statute tutorial are merely an example of what can be done to construct a tutorial and do not represent the entire tutorial.

(Please note that this is not a complete statute tutorial. It is only an example of how you might construct questions in A2J Author to create a tutorial to walk someone through a statute.)

Not Just For Pro Se's: Example Statute Tutorial

The screenshot shows a software interface for a legal tutorial. At the top, a window title bar reads "A2J Author" and includes navigation buttons for "BACK" and "NEXT", a progress indicator "MY PROGRESS 42 Does a custody order already exist?", and a "SAVE & EXIT" button. Below the title bar, the text "Access To Justice AT CHICAGO-KENT COLLEGE OF LAW" is displayed. The main content area features a 3D-style scene with two characters, a woman and a man, standing on a circular platform. A speech bubble from the woman asks, "Does a custody order already exist?" with "Yes" and "No" buttons below it. To the right, a pink oval highlights a sign that says "6 Plays Well With Others". Below the characters, a sign with a circled "5" reads "Not Just for Pro Se's". In the background, a path leads to a building icon. A "Preview Mode" panel in the bottom right corner contains buttons for "Variables", "Script", "Edit This", and "Resume Edit". At the bottom left, a copyright notice reads: "© 2008-2009 Illinois Institute of Technology - Chicago-Kent College of Law and the Center for Computer-Assisted Legal Instruction".

Not Just For Pro Se's: Example Statute Tutorial

A2J Author

BACK NEXT MY PROGRESS 43 Where was your custody order entered? SOUND IS ON SAVE & EXIT

Access To Justice
AT CHICAGO-KENT COLLEGE OF LAW

Where was your custody order entered?
State:

Continue

6 Plays Well With Others

5 Not Just for Pro Se's

Preview Mode

- Variables
- Script
- Edit This
- Resume Edit

© 2000-2009 Binus Institute of Technology - Chicago-Kent College of Law and the Center for Computer-Assisted Legal Instruction

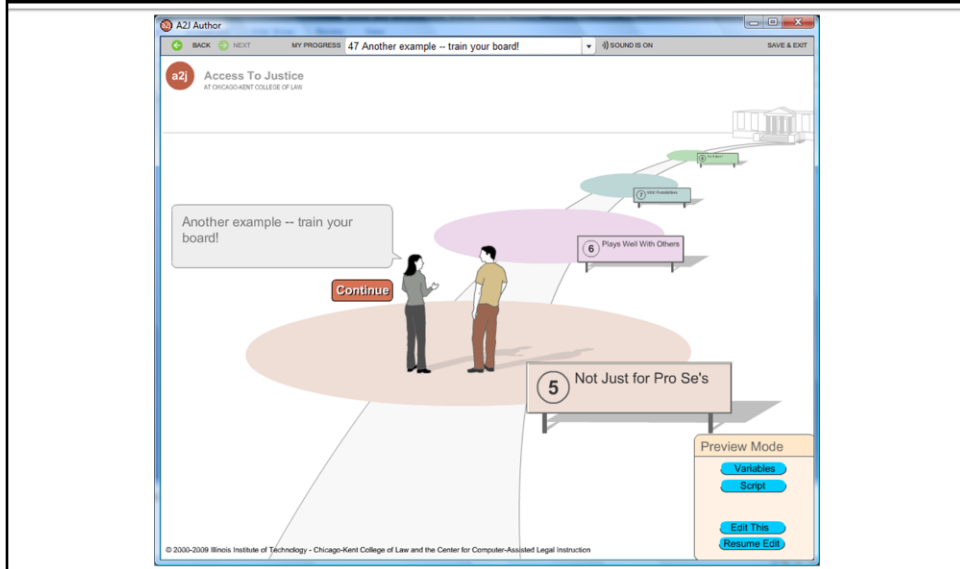
Not Just For Pro Se's: Example Statute Tutorial

The screenshot shows the AZI Author software interface. At the top, the title bar reads "AZI Author" and the window title is "MY PROGRESS 44 Does the child who is the subject of the custody c...". Below the title bar, there are navigation buttons for "BACK" and "NEXT", and a "SAVE & EDIT" button. The main content area features a question: "Does the child who is the subject of the custody order still reside in Virginia?" with "Yes" and "No" buttons. A flowchart illustrates the tutorial path, with a box labeled "5 Not Just for Pro Se's" and another box labeled "6 Plays Well With Others". A "Preview Mode" panel on the right contains buttons for "Variables", "Script", "Edit This", and "Resume Edit". The bottom left corner of the window displays the copyright information: "© 2000-2009 Illinois Institute of Technology - Chicago-Kent College of Law and the Center for Computer-Assisted Legal Instruction".

Not Just For Pro Se's: Example Statute Tutorial

The screenshot shows a software interface for a legal tutorial. At the top, a window title bar reads "A2J Author" and "MY PROGRESS: 45 You've indicated that there is already a custody o...". Below the title bar, the text "Access To Justice AT CHICAGO-KENT COLLEGE OF LAW" is displayed. The main content area features a 3D-style scene with two characters, a woman and a man, standing on a circular platform. A speech bubble from the woman contains the text: "You've indicated that there is already a custody order in place from a court in Virginia and that the child still resides in Virginia. As such, Virginia is the appropriate jurisdiction for your filing." A red "Continue" button is positioned below the speech bubble. To the right, a path of colored circles leads to a building icon. A callout box labeled "6" points to a "Plays Well With Others" button. Another callout box labeled "5" points to a "Not Just for Pro Se's" button. In the bottom right corner, a "Preview Mode" panel contains buttons for "Variables", "Script", "Edit This", and "Resume Edit". At the bottom of the window, a copyright notice reads: "© 2000-2009 Illinois Institute of Technology - Chicago-Kent College of Law and the Center for Computer-Assisted Legal Instruction".

Not Just For Pro Se's: Example Board FAQs



You can teach an old dog new tricks. Use A2J Author to construct a series of Frequently Asked Questions for your board so that they can refresh their memory as to their board duties.

Not Just For Pro Se's: Example Board FAQs

The screenshot shows a software interface for an interactive legal FAQ. At the top, it says "A2J Author" and "MY PROGRESS: 48 You have a number of responsibilities as a board member". The main content area is titled "Access To Justice AT CHICAGO-KENT COLLEGE OF LAW". It contains the text: "You have a number of responsibilities as a board member. Select the particular topic you would like to learn more about:" followed by a list of five topics with checkboxes: "Be Active", "Receive No Material Profit", "Conflicts of Interest", "Exercise Judgment in Overseeing the Organization's Affairs", and "Comply with Applicable Regulations". A "Continue" button is below the list. To the right, there is a 3D scene with two avatars, a "Learn More" button, and a speech bubble asking "Can I receive a print out of these instructions also?". Below the scene is a sign that says "5 Not Just for Pro Se's". In the bottom right corner, there is a "Preview Mode" panel with buttons for "Variables", "Script", "Edit This", and "Resume Edit". At the very bottom, a copyright notice reads: "© 2000-2009 Binus Institute of Technology - Chicago-Kent College of Law and the Center for Computer-Assisted Legal Instruction".

Plays Well With Others

The screenshot displays the A2J Author software interface. At the top, the window title is "A2J Author" and the progress bar shows "50 A2J Author can work with your ... - Case Managen". The interface includes a navigation menu with "BACK" and "NEXT" buttons, and a "SAVE & EXIT" button. The main content area features a lesson titled "6 Plays Well With Others" with a "Continue" button. A text box lists the systems A2J Author can work with: Case Management System, E-Filing System, and Intake System. A "Learn More" button is also present. The interface is designed to be user-friendly, with a "Preview Mode" section at the bottom right containing buttons for "Variables", "Script", "Edit This", and "Resume Edit". The footer text reads: "© 2000-2009 Illinois Institute of Technology - Chicago-Kent College of Law and the Center for Computer-Assisted Legal Instruction".

A2J Author

Access To Justice
AT CHICAGO-KENT COLLEGE OF LAW

A2J Author can work with your ...

- Case Management System
- E-Filing System
- Intake System

Continue

How does it do that?

Learn More

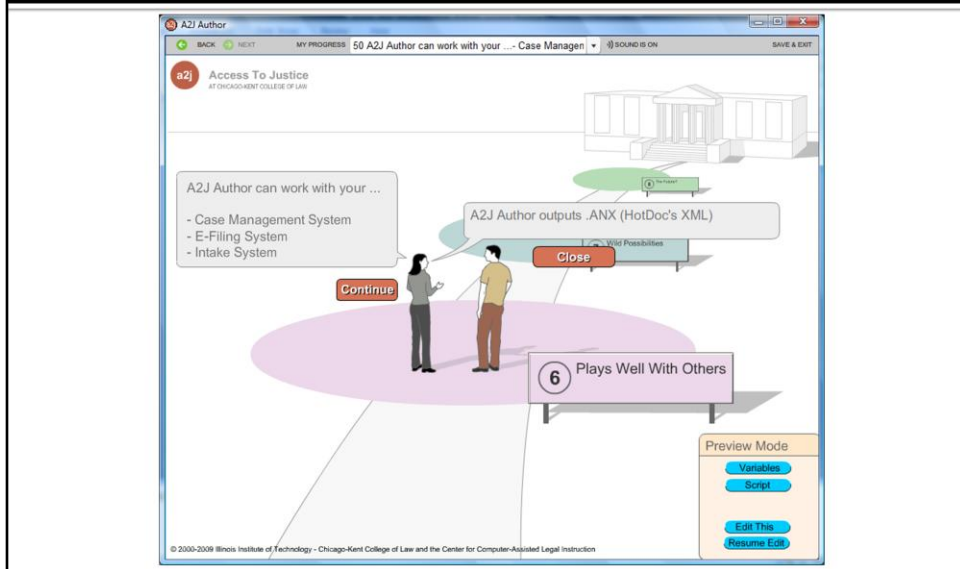
6 Plays Well With Others

Preview Mode

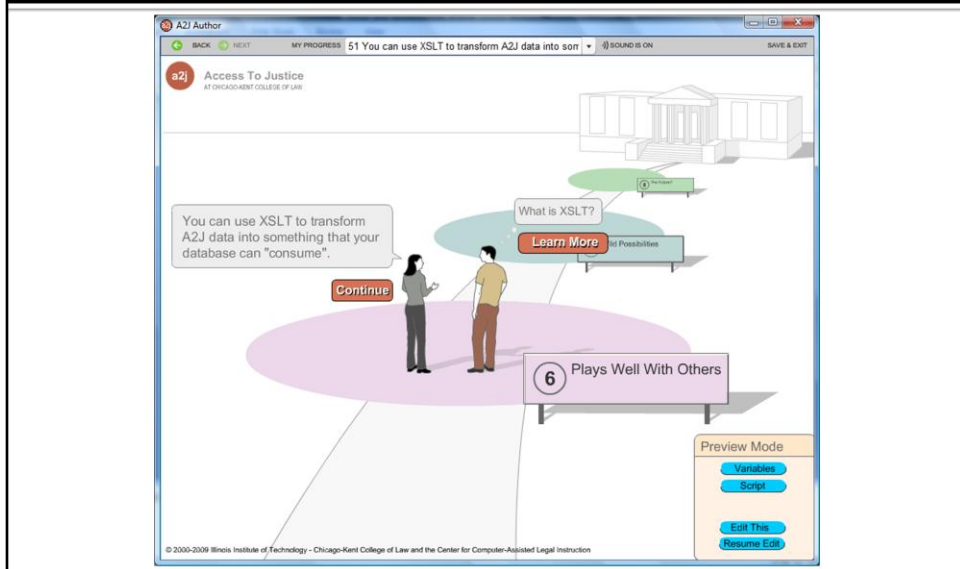
- Variables
- Script
- Edit This
- Resume Edit

© 2000-2009 Illinois Institute of Technology - Chicago-Kent College of Law and the Center for Computer-Assisted Legal Instruction

Plays Well With Others

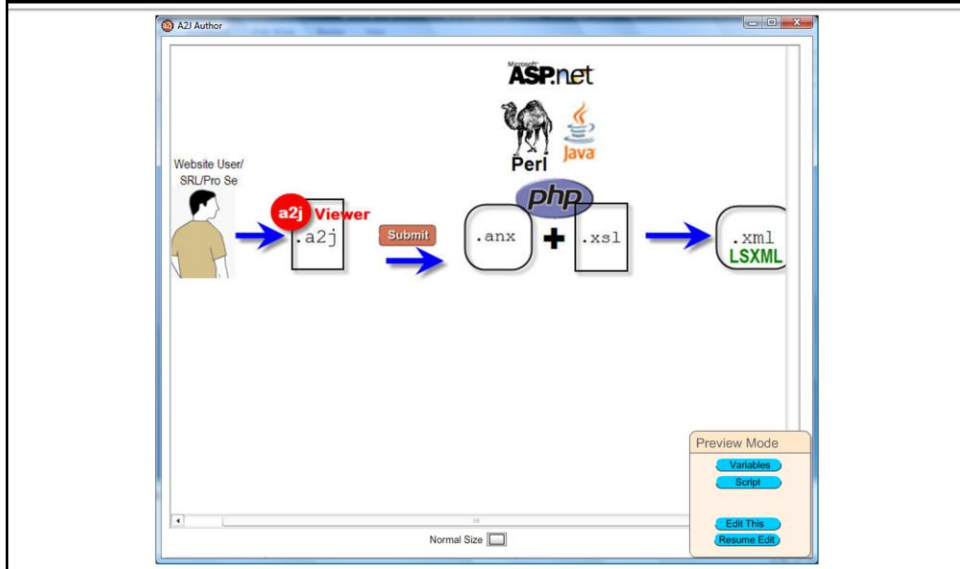


Plays Well With Others



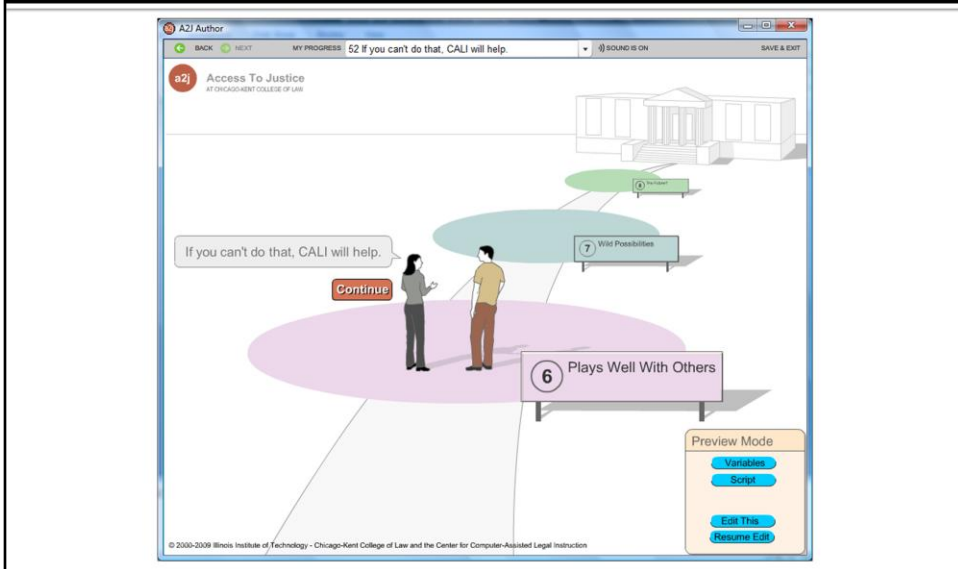
John Mayer at CALI (jmayer@cali.org) is willing to work with qualified organizations to help them integrate A2J Author into their case management, e-filing or web-based systems.

Plays Well With Others

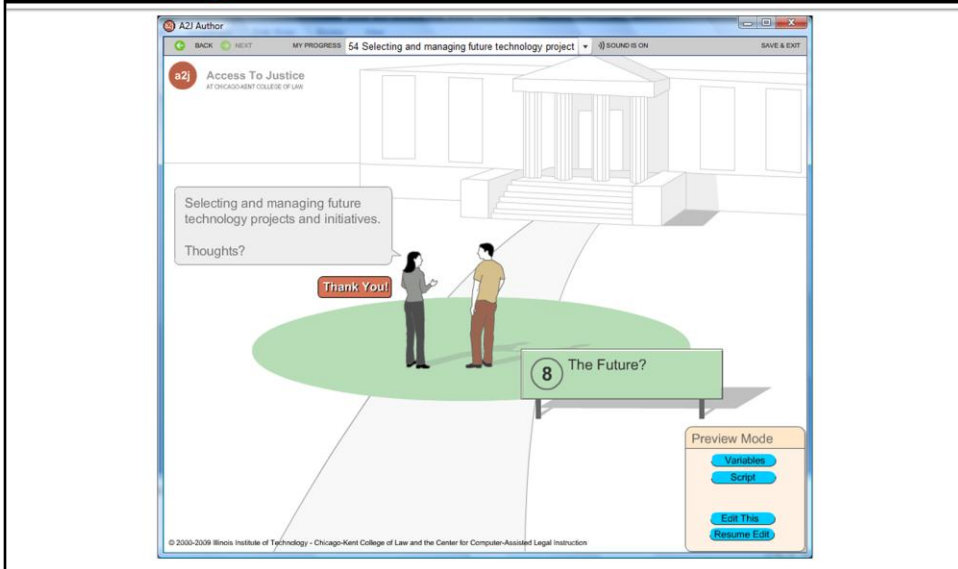


The output of A2J Author is XML, which can be transformed into other XML, CSV, or other text-based formats that can be imported into many database systems using XSL Transforms. Sample transforms can be found at a2jauthor.org.

Plays Well With Others



How Can You Achieve Justice Through A2J Author®?



Ronald W. Staudt rstaudt@kentlaw.edu

John Mayer jmayer@cali.org

Eve Ricaurte ericaurte@iowalaw.org

Rachel R. Medina rachel@lsntap.org



Download A2J Author
& the A2J Author
Starter-Kit from
www.a2jauthor.org
Select "Getting Started"

Not Just a Pretty Interface:
A2J Author® Is Changing
The Way We Achieve Justice
Through Technology

EQUAL JUSTICE CONFERENCE –
MAY 14-16, 2009